

Class Level:	Topic: Bedbugs	Class Length:	Date:
--------------	----------------	---------------	-------

Lesson Objectives:

- Where do bedbugs like to live?
- Where are the bedbugs?
- What is dinner for a bedbug?
- What are some signs you have a bedbug problem?
- What can you do to prevent bedbugs?

Language Skill Proficiency:

- Speaking
- Listening
- Reading
- Writing

Materials and Equipment:

- *Bedbugs picture*
- *Bedbugs skin irritation picture*
- *Bedbugs habitat picture*
- *Bedbug homes picture*
- *Bedbug rash picture*
- *Bedbug furniture picture*
- *Bedbug rust picture*
- *Bedbug reading sheet*
- *Bedbug word search*
- *Bedbug quiz worksheet*

Activity Plan

Warm Up: Ask students the following questions; (show bedbugs picture)

What is this animal?

What is it called in your first language?

Did you see these in your home country?

What is wrong with having these in your house?

Bedbugs are small, flat, reddish-brown insects that can cause you many problems. We will learn more about these bugs now.

Introduction: Today we will learn about bedbugs.

We will learn;

- What they look like
- Where they live
- Where they are found
- What they eat
- Signs you may have bedbugs
- How to prevent bedbugs

Bedbugs are irritating. They can cause itching and rashes in some people. Bedbugs do not carry diseases.

Has anyone seen bedbug bites? How are they different than mosquito bites, flea bites or bee- or wasp stings? (show students bedbug skin irritation picture)

Presentation:

What do bedbugs look like?

Bedbugs are blood feeding bugs that bite people at night and hide during the day. They are tiny, wingless, reddish brown in color, and have flat-oval shaped bodies. They become swollen and dark red after they bite. They do not cause or spread any diseases. A person who has been bitten will often get itchy welts on their body.

Where do bedbugs live?

Post the list below on whiteboard or on projector. (show students the bedbugs habitat picture)

They can be found hiding in the following places;

- Bedding and mattresses
- Peeling wallpaper
- Cracks in walls
- In and under rugs
- In hair
- In vacuum cleaners

Encourage discussion and responses. Record suggestions that are not on this list.
Is there any place that you are surprised bedbugs can be found?

Have participants look around the room/move around the room and identify one place *each* that bedbugs might be found. Have them share ideas with the group.

Where are bedbugs found? Show the bedbug homes picture. Ask the students; Where are the bedbugs? In this fancy, expensive hotel or in this other inexpensive apartment where poorer people live? Elicit responses from participants.

Answer: Bedbugs can be found in almost any housing, from luxury hotels to inexpensive apartments. In the past 10 years more bedbugs are being found *everywhere*. Bedbugs are not just a problem for people who do not have money or people who are “dirty.” However, treating bedbugs can be expensive, so people in poorer areas are more likely to have long-term problems because they can’t afford to replace everything in the way that people with more money can. Having bedbugs is not something to be ashamed of, but it is important to know how to deal with the problem right away!

What do bedbugs eat? Show the picture bedbugs dinner. Ask the students the question; What does a bedbug eat?

Encourage dialogue and elicit responses *not* on this slide. Record these.
Then read these answers;

- Bedbugs feed on human blood
- Bedbugs will also sometimes feed on animals
- They can go 6 months without eating and survive

Compare answers from participants with answers from slide.

What are some signs you have a bedbug problem? Ask the students if they know any signs that you may have a problem with bedbugs? Record these ideas.

Explain to students that some people have rashes. (show the bedbug skin irritation picture) Some people have no reaction at all to bedbug bites. Sometimes two people sleeping in the same bed will have completely different reactions. Look closely at the rash picture closely; notice that bites are concentrated in the areas that are lying against the mattress. Do you sleep on your back, on your side or another way? Where do you think that you would be most likely to find bites on yourself? It is important to avoid scratching these bites, especially with dirty hands. Scratching can cause a secondary infection in the skin.

Bedbugs can be found in mattresses and other hiding places we talked about earlier. To see them, you often need to pull back the edges to reveal where they crawl away during the day. (show the bedbug furniture picture) Option: If a mattress or couch is available, show how the cording can be pulled back to look for bedbugs.

In addition to bedbugs, you may see rusty-brown spots on mattresses. Some of these may be blood spots. Some of these may be bedbug feces. Ask students to remember that any time you are buying used furniture or accepting furniture from someone else, ***be sure to look for bedbugs and these “rusty” spots.*** (show bedbug rust picture)

If a bedbug problem is really bad, you might smell a sweet odor in a room where the pests are

concentrated. Do you know of other signs of bedbug infestations?

What can you do to prevent bedbugs?

Ask for student feedback. Then share the following: Don't bring in furniture from the dumpster. Look for signs of infestation before accepting furniture.

Like cockroaches, bedbugs can be brought in from outside. Often, people will throw away infested furniture. Then, someone else will bring the "nice" furniture inside. Bedbugs can travel from one apartment to another, so anyone bringing "dumpster furniture" into an apartment can cause a problem.

Have you ever seen nice furniture sitting outside?

What is a better place to get furniture?

Note: A very common question is, "Is there anything that I can do to treat the furniture so that it is safe to bring in?" The answers are mixed. To be absolutely sure to avoid this source of infestation, the answer is no. However, some exterminators and used furniture dealers do treat couches, etc.

Vacuuming is a very important way of preventing and containing bedbug problems.

To be effective, you must vacuum every day.

Vacuum bags must be thrown in an outside trash can after each use. Some new vacuums have a plastic canister instead of a fabric bag. This can be emptied outside in the trash and then be rinsed with hot water. This prevents spreading bedbugs and eggs without having to buy replacement bags constantly.

Be sure to vacuum in all of the hiding places.

Ask students; How many of you have a vacuum at home? Where can you get one if you do not have one?

Bedbugs do not fly and are not very mobile. They travel from place to place mostly by clinging to fabric and being carried from place to place.

Option: Demonstrate how bedbugs could be on a pile of clothing on the floor then could be transferred by piling that clothing on the bed.

Practice: Students can complete the reading on Bedbugs either in a group or aloud. Review with your notes included in the lesson plan above.

Practice: Have students complete word search and worksheet on bedbugs

Evaluation: Have students complete bedbug test/quiz

Extension Activities:

- Games <https://www.orkin.com/scienceeducation/kids-and-teachers-games/>
-

Bedbugs Reading

What do bedbugs look like?

Bedbugs are blood feeding bugs that bite people at night and hide during the day. They are tiny, wingless, reddish brown in color, and have flat-oval shaped bodies. They become swollen and dark red after they bite. They do not cause or spread any diseases. A person who has been bitten will often get itchy welts on their body.

Where do bedbugs like to live?

They can be found hiding in the following places;

- Bedding and mattresses
- Peeling wallpaper
- Cracks in walls
- In and under rugs
- In hair
- In vacuum cleaners

Where are bedbugs?

Bedbugs can be found in almost any housing, from luxury hotels to inexpensive apartments

In the past 10 years more bedbugs are being found *everywhere*. Bedbugs are not just a problem for people who do not have money or people who are “dirty.” However, treating bedbugs can be expensive, so people in poorer areas are more likely to have long-term problems because they can’t afford to replace everything in the way that people with more money can. Having bedbugs is not something to be ashamed of, but it is important to know how to deal with the problem right away!

What do bedbugs eat?

- Bedbugs feed on human blood
- Bedbugs will also sometimes feed on animals
- They can go 6 months without eating and survive

What are some signs that you have a bedbug problem?

Some people have rashes. Some people have no reaction at all to bedbug bites. Sometimes two people sleeping in the same bed will have completely different reactions. Look closely at the rash picture closely; notice that bites are concentrated in the areas that are lying against the mattress. Do you sleep on your back, on your side or another way? Where do you think that you would be most likely to find bites on yourself? It is important to avoid scratching these bites, especially with dirty hands. Scratching can cause a secondary infection in the skin.

Bedbugs can be found in mattresses and other hiding places we talked about earlier. To see them, you often need to pull back the edges to reveal where they crawl away during the day.

In addition to bedbugs, you may see rusty-brown spots on mattresses. Some of these may be blood spots. Some of these may be bedbug feces. Ask students to remember that any time you are buying used furniture or accepting furniture from someone else, ***be sure to look for bedbugs and these “rusty” spots.***

If a bedbug problem is really bad, you might smell a sweet odor in a room where the pests are concentrated. Do you know of other signs of bedbug infestations?

What can you do to prevent bedbugs?

Don't bring in furniture from the dumpster. Look for signs of infestation before accepting furniture.

Like cockroaches, bedbugs can be brought in from outside. Often, people will throw away infested furniture. Then, someone else will bring the “nice” furniture inside. Bedbugs can travel from one apartment to another, so anyone bringing “dumpster furniture” into an apartment can cause a problem.

Have you ever seen nice furniture sitting outside? What is a better place to get furniture?

“Is there anything that I can do to treat the furniture so that it is safe to bring in?” The answers are mixed. To be absolutely sure to avoid this source of infestation, the answer is no. However, some exterminators and used furniture dealers do treat couches, etc.

Vacuuming is a very important way of preventing and containing bedbug problems. To be effective, you must vacuum every day. Vacuum bags must be thrown in an outside trash can after each use. Some new vacuums have a plastic canister instead of a fabric bag. This can be emptied outside in the trash and then be rinsed with hot water. This prevents spreading bedbugs and eggs without having to buy replacement bags constantly. Be sure to vacuum in all of the hiding places.

Bedbugs do not fly and are not very mobile. They travel from place to place mostly by clinging to fabric and being carried from place to place.

J	I	A	P	O	U	D	I	S	E	A	S	E	J	Y	B
U	C	V	P	N	Q	H	I	D	E	L	B	L	D	S	R
Z	K	A	P	F	V	S	G	L	O	R	O	E	A	K	Z
V	B	T	R	P	L	N	O	N	E	K	R	H	G	I	T
I	M	L	G	P	E	K	M	T	X	F	X	B	Y	N	G
P	K	C	N	Q	E	L	A	F	G	N	X	I	R	I	W
O	R	A	Z	R	A	T	T	V	K	A	M	T	A	R	J
A	V	K	U	M	K	M	T	K	F	T	M	E	S	R	N
O	B	A	V	A	L	H	R	P	B	K	X	S	H	I	P
V	F	E	C	I	Y	N	E	W	S	R	U	G	S	T	S
L	E	Q	D	U	T	B	S	S	H	X	I	W	K	A	K
N	H	L	U	B	U	J	S	O	N	N	N	D	W	T	D
P	F	B	N	I	U	M	L	V	F	N	L	G	S	I	D
O	G	J	B	M	N	G	H	S	P	W	W	B	I	O	F
W	S	H	G	Y	T	K	D	T	M	Q	U	T	D	N	I
X	B	O	U	W	I	N	G	L	E	S	S	R	H	X	P

bedbug
skin irritation
red
hide

rash
mattress
vacuum
rugs

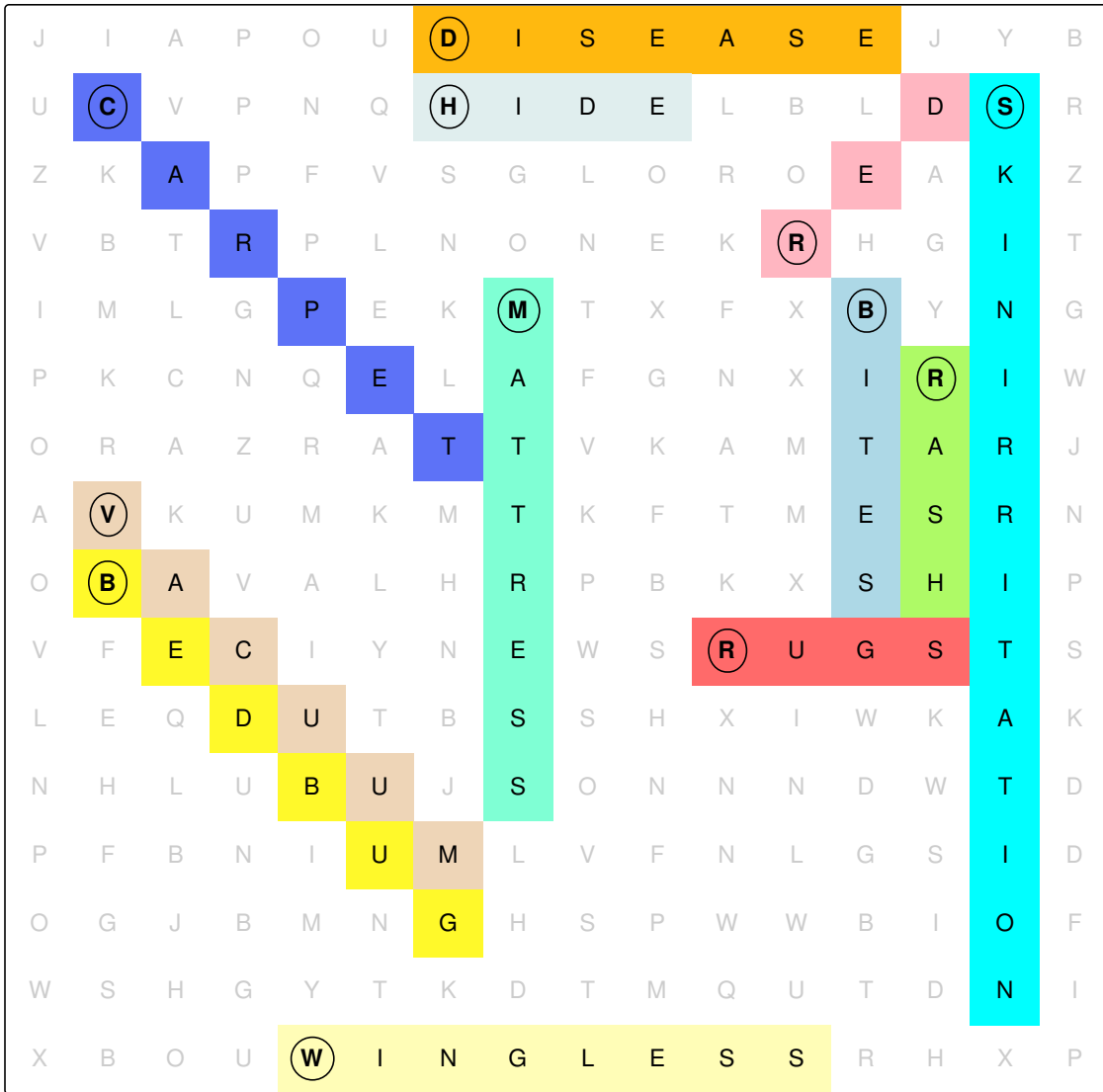
disease
carpet
bites
wingless

Write sentences using words from above:

.....

.....

.....



bedbug ↘	rash ↓	disease →
skin irritation ↓	mattress ↓	carpet ↘
red ↗	vacuum ↘	bites ↓
hide →	rugs →	wingless →

12 words in Wordsearch: 4 vertical, 4 horizontal, 4 diagonal. (0 reversed.)

Write sentences using words from above:

[Student worksheet has a 5 line writing exercise here.]

NAME _____

DATE _____

BEDBUGS

Bedbugs in your home

Test your bedbug knowledge!

1. What color is a bedbug

BLACK

GREEN

REDDISH-BROWN

GRAYISH-YELLOW

2. Where do bedbugs like to live?

BEDDING AND MATTRESSES

IN HAIR

CRACKS IN WALLS

IN VACUUM CLEANERS

NAME _____

DATE _____

BEDBUGS

Bedbugs in your home

Test your bedbug knowledge

3. Bedbugs

CAUSE DISEASES

CAUSE RASHES

CAUSE YOU TO VOMIT

CAUSE YOU TO SLEEP

4. How can you prevent bedbugs?

USE FURNITURE FROM THE
DUMPSTER

USE ONLY FURNITURE YOU
KNOW IS CLEAN

KEEP YOUR HOUSE DIRTY

ONLY EAT AT RESTAURANTS

Bedbugs picture





Bedbugs skin irritation picture



Bedbugs habitat picture

Bedbugs

Where would bedbugs like to live?



Bedbug homes picture

Bedbugs



Where are the bedbugs?

Bedbug furniture picture

Bedbugs



Live bedbugs in mattresses and in other hiding places.

Bedbug rust picture

